



**QuickBooks® Solutions for Your Business**

*“Thinking Beyond the Ledger”*

## **QuickBooks Sales Orders – A Critical Tool for Service, Manufacturing and Distribution Businesses**



## Contents:

A note from Scott. . . . .	3
<b>Sales Orders</b>	
How Does A Sales Order Work . . . . .	4
Advantages of Using Sales Orders. . . . .	8
Sales Order Fulfillment Worksheet. . . . .	9
Incorrectly Using QuickBooks to Obtain Sales Order Versatility . . . . .	10
Which Version of QuickBooks Contains Sales Order Functionality? . . . . .	11
Can I Upgrade My Version to a Version that Uses Sales Orders? . . . . .	12
QuickBooks services. . . . .	13
Big Discounts on QuickBooks Software . . . . .	14
Contact Scott . . . . .	15

*“What makes Scott Gregory unique amongst the QuickBooks Experts we have hired is his very practical approach to tailoring QuickBooks to our needs. His very in-depth knowledge of the “inner workings” of QuickBooks has transformed our operation in a very short time.*

*He may appear a bit more expensive than other QuickBooks experts until you realize that he covers in an hour what takes others many, and has made our operation smooth and stress-free through clever short-cuts so few know of.*

*I highly recommend him for setting up QuickBooks right. My employees know much more about QuickBooks now, as he has made it simple to use, and has showed us how to avoid issues in the future. In just a short time with Scott, he has made something which appeared daunting and difficult to use, simple and effective.*

*I now can sleep at night knowing that my business is under control, and I can accurately view the state of my business at any moment by simply opening QuickBooks. Scott has not only made this possible, but did so in a very cost-effective manner. “*

*David Marcarian  
President  
Precision Biometrics, Inc. / [MyoVision](#)*

## Don't let QuickBooks be a pain in the asset...

### Is your business missing out on an extremely helpful feature building into certain versions of QuickBooks?...

That feature is known as the “sales order.” The sales order is designed to help track in-house orders between the time the customer places an order and the time you have completed it.

The QuickBooks sales order functionality is a perfect fit if:

- ✓ Your service business has any lag time between the time your customer says “begin the work” and the time you actually invoice for some or all of it.
- ✓ Your manufacturing business has any lag time between the time your customer says “build it” and the time you actually ship it.
- ✓ Your distribution business has any lag time between the time your customer says “order it” and the time it actually arrives from your supplier.

As you can see by the examples above, the sales order functionality can be used by **MANY TYPES** of businesses to help them better manage their work flow.



About Scott



### Let's see how sales orders can be used to benefit YOUR business...

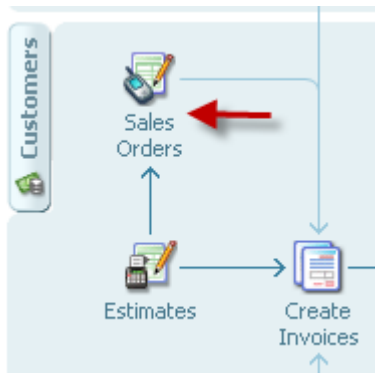
*“Your training has literally revolutionized the way we run things here. Everyone in our entire company- from Customer Service, Purchasing, Marketing, Shipping to Management has benefitted greatly from what you have taught us! I couldn't recommend your expertise more- I would tell any Quickbooks user that a session with you is mandatory. The ROI is literally 50 fold for our company.”*

*Victoria Marquard-Schultz, Esq.  
General Counsel & Regulatory Director  
Applied Home Healthcare Equipment, LLC*

# QuickBooks Blunders

## How exactly does a sales order work in QuickBooks?

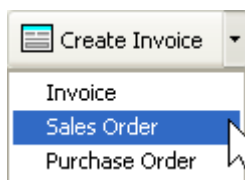
The sales order is simply a form within QuickBooks, and it fits between the estimate/quote form and the invoice as you can see by the layout on the QuickBooks home screen:



**Even if your business does not use the estimate form, you can still use the sales order form and turn it into an invoice!**

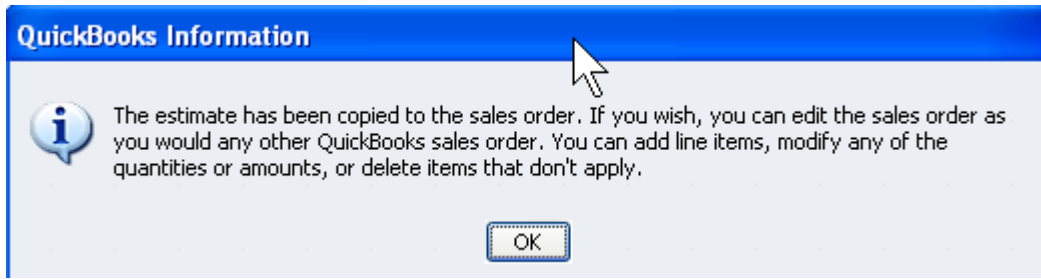
Let's take a look at a common example to lay out the flow of information (keep in mind there are many different scenarios as mentioned above where a sales order can be plugged in):

- 1) You have previously sent out a quote to your customer, the ABC Company for 100 widgets. Today, they fax you the order and let you know they need them immediately (of course!)
- 2) You locate the estimate for ABC Company in QuickBooks and open it. Now you click the arrow just to the right of the Create Invoice button, and you see these options now available to you:



Save 20% (or more!)   
On Your QuickBooks Upgrade!

- 3) You click on the Sales Order option and the following message appears – all is well at this point



- 4) The Sales Order has now been created in QuickBooks – note the similarities between it and the QuickBooks estimate and invoice forms. No worries - you can customize the layout of a sales order if necessary, using the same QuickBooks tools used to customize invoices and estimates:



- 5) Once the Sales Order has been finished and saved, it appears in the transaction list for this customer when looking at their information in the Customer Center

Type	Num	Date	Account	Amount
Estimate	617	12/15/2011	Estimates	808.13
Sales Order	7006	12/15/2011	Sales Orders	808.13
Invoice	1109	12/01/2009	Accounts Receivable	3,000.00
Invoice	1108	11/01/2009	Accounts Receivable	1,000.00

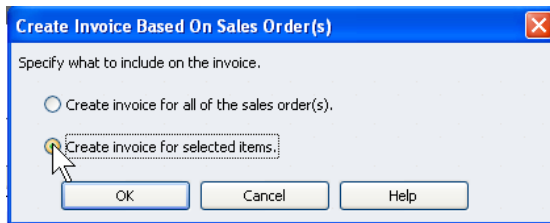
**Contact Scott Today**   
 **About Your QuickBooks Issues**

## ▶ SO FAR, SO GOOD!

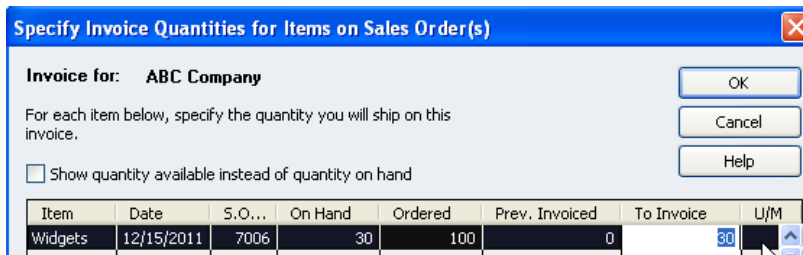
However, as mentioned earlier, you need 100 widgets and only have 30 in stock. The ABC Company says to go ahead and ship the 30 now and the 70 when you receive them from your supplier.

The process of invoicing a portion of a sales order is a snap in QuickBooks! Here's how:

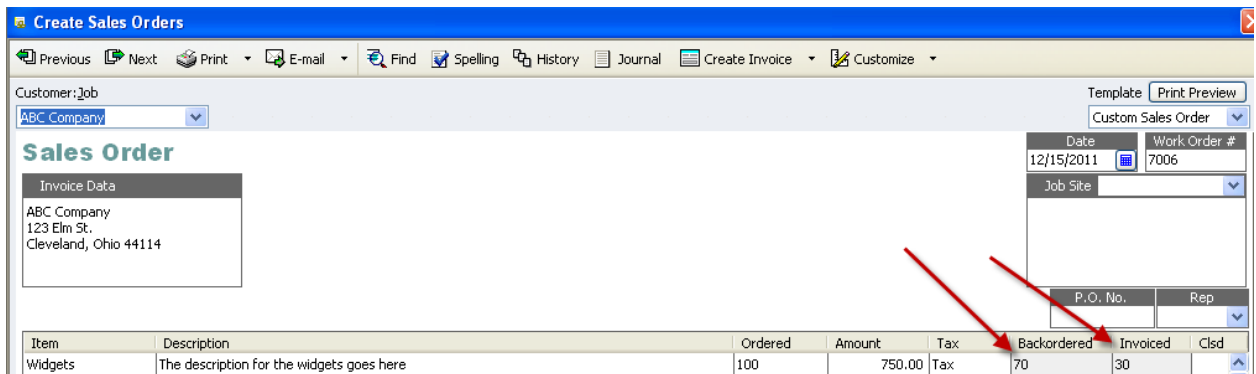
- 1) Open the sales order and click the Create Invoice button at the top of the screen. The following appears:



- 2) Since we can't invoice for the whole sales order, your solution is to create an invoice for selected items. The following screen appears:

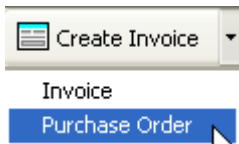


- 3) Once you click OK to complete the invoicing process, your on hand is reduced by the 30 widgets to 0, and then if you go back to the sales order, you now see what is backordered and what has been previously invoiced.



Save 20% (or more!) →  
On Your QuickBooks Upgrade!

- At this stage, you can create a purchase order directly from the sales order as well by clicking just to the right of the Create Invoice button, clicking Purchase Order, and completing the purchase order as normal:



## ▶ GREAT NEWS AT THIS POINT!

QuickBooks has two extremely helpful reports you can monitor to keep track of your open sales orders:

- Open Sales Order by Customer

**Rock Castle Construction**  
**Open Sales Orders by Customer**  
All Transactions

Type	Date	Item	Memo	Amount
<b>ABC Company</b>				
Sales Order	12/15/2011	7006	Estimate 617:	808.13
Total ABC Company				808.13

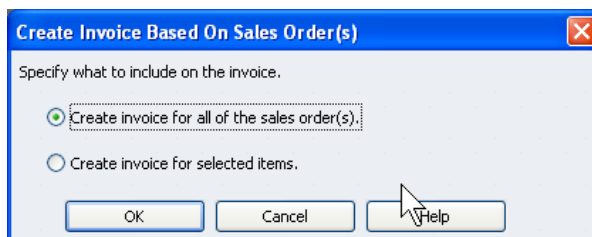
- Open Sales Order by Item

**Rock Castle Construction**  
**Open Sales Orders by Item**  
All Transactions

Type	Date	Due Date	Item	Name	Qty	Invoiced	U/M	Amount
<b>Widgets</b>								
Sales Order	12/15/2011	12/15/2011	7006	ABC Company	100	30		750.00
Total Widgets								750.00

Closing the sales order upon receipt of the final 70 widgets is easy. Here's how:

- Receive the 70 widgets into inventory just as any other inventory is received into QuickBooks
- Return to the sales order created earlier and click the Create Invoice button



**Contact Scott Today** **About Your QuickBooks Issues**

- 3) Choose to “Create invoice for all of the sales order
- 4) Complete the invoicing process for the remaining 70 widgets

Item	Description	Ordered	Prev. Invo...	Invoiced	Rate	Amount	Tax
Widgets	The description for the widgets goes here	100	30	70	7.50	525.00	Tax

## ▶ KEY POINT

Your business does NOT have to use inventory to use sales orders as demonstrated above. The same process as outlined can be used to track jobs, service work, projects and other situations where there is a lag between the time the customer order is received and the time all or part of the order is to be invoiced.

At this point, your customer has been invoiced for the shipments of 30 widgets and 70 widgets. Their sales order is now closed in QuickBooks, and all of these documents are quickly available for historical lookup purposes.

## THE ADVANTAGES OF USING SALES ORDERS

- **Consolidate multiple customer orders into one invoice** - you can choose from a list of sales orders for a given customer, click OK and have them all consolidate into one invoice. In the screenshot below, the customer has two open sales orders that can instantly be combined to create a consolidated invoice

✓	Date	Amount	Customer:Job	S.O. No.
	12/15/2011	810.28	Morgenthaler, ...	7003
	12/15/2011	3,500.00	Morgenthaler, ...	7005

**Save 20% (or more!) →  
On Your QuickBooks Upgrade!**

- **Create partial invoices** - a sales order is the perfect tool to use for tracking partial shipments. If your customer has ordered 150 widgets and you can only ship 60 of them right away, create a sales order for the 150 widgets and then invoice for the 60 that are shipping now.
- **Tracking backorders** - in the example above, you have a backorder of 90 pieces. The sales order is the perfect place to track it until it has shipped completely. (Hint: Go to Reports > Sales > Open Sales Order by Customer report) for easy tracking or look directly at the sales order itself where it shows previously ordered and backordered amounts.

## THE SALES ORDER FULFILLMENT WORKSHEET – WORTH IT’S WEIGHT IN GOLD

This little gem is found only within the Manufacturing and Wholesale Edition of QuickBooks (Premier and Enterprise versions).

**Sales Orders** [How to use the Sales Order Fulfillment Worksheet](#)

Choose the sales orders you want to fulfill. Sort **By the date the Sales Order was entered**

Choose	Fulfillable	Entered Date	Ship Date	Number	Customer:Job	Open Amount	To Fulfill Amount	Partially Invoiced
<input type="checkbox"/>	<input checked="" type="checkbox"/>	11/18/2013	11/18/2013	7002	Vasquez, Anabel:B...	800.00	800.00	Yes

Clear Choices Choose For Me

**Detail of Sales Order 7002, Customer: Vasquez, Anabel:Basement Remodel**

Review and adjust To Fulfill Quantity for each line item.

Fulfillable	Item	Description	Ordered	Invoiced	Open	Unallocated	To Fulfill Qty	U/M	Rate	To Fulfill Amt
<input checked="" type="checkbox"/>	Cabinets:...	Light pine ...	4	2	2	6			400...	800.00

**Print Your Work**

Use the printouts to fulfill inventory and create invoices.

Print Options

Pick Lists

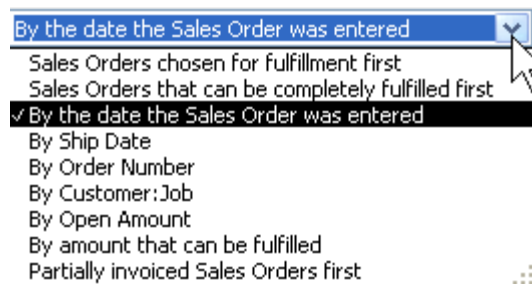
Packing Slips

Sales Orders

Print Close

Contact Scott Today   
About Your QuickBooks Issues

This fulfillment worksheet provides a ground-level view of all of the open sales orders in QuickBooks at any given time. Within the sort field, you can pick the option that provides the best view into these open orders:



From there, you can use the various tools within the fulfillment worksheet to pick which orders are going to ship, prioritize which ones are going to be worked on, and other important tasks that your business encounters each day when it comes to managing your customer orders.

## HOW BUSINESSES ARE INCORRECTLY USING QUICKBOOKS TO OBTAIN SALES ORDER VERSATILITY



Over the last ten years, I have seen businesses use a lot of different ways to get their version of QuickBooks to act like it has this sales order functionality. Most of these attempts revolve around two common themes:

- 1) **Trying to make estimates behave as sales orders** – while this is the “better” of these two methods, this approach still has some significant shortcomings, which include:
  - a. **Confusion with real estimates** – if your business is using QuickBooks to create quotes and estimates AND tries to use the estimate to also mimic a sales order, how can you tell them apart? By using estimates for estimates and sales orders for live orders your customer has placed, there is a clear distinction in QuickBooks. Makes information MUCH easier to find.
  - b. **No reports geared to open sales orders** – like you saw above, the two key reports, open sales orders by item and open sales orders by customers are a snap to use when tied into sales orders. However, there are no similar reports relating to estimates in QuickBooks.
  - c. **Can’t use the sales order fulfillment worksheet** – this worksheet doesn’t work with estimates or invoices, just sales orders. You are missing out on the use of a powerful reporting tool by trying to make estimates behave like sales orders.
- 2) **Trying to make invoices behave as sales orders** – this approach is actually not a good one at all. The same problems as outlined for estimates above also applies to invoices.

Save 20% (or more!)   
On Your QuickBooks Upgrade!

## ▶ EVEN WORSE...

Once you create an invoice in QuickBooks, the “meter” starts running. A sale has been posted to your accounting records and the clock starts ticking on what QuickBooks thinks is a valid amount that is due your business at some point in the future (i.e. net 30 days).


The reality of this situation is that this approach really messes things up in QuickBooks. Let the sales order do what they are good at, and only invoice when you have actually shipped all or part of the order and are expecting to be paid for it!

## WHICH VERSIONS OF QUICKBOOKS CONTAIN SALES ORDER FUNCTIONALITY?

When you visit [the QuickBooks web site](#), you are greeted with a listing of the different versions of QuickBooks. To help you cut through the clutter quickly, here are the only two versions of QuickBooks that support the sales order functionality:

1. **QuickBooks Premier** – this includes all the different varieties of Premier, including Manufacturing and Wholesale, Contractor, etc.

**QuickBooks  
Premier Info  
[Click Here](#)**



**QuickBooks Enterprise Solutions** – this includes all the different varieties of Enterprise Solutions, including Manufacturing and Wholesale, Contractor, etc.

**QuickBooks  
Enterprise info  
[Click Here](#)**



**BONUS: [Download my free guide](#) to understand the key differences between QuickBooks Premier and QuickBooks Enterprise Solutions.**

**Contact Scott Today   
About Your QuickBooks Issues**

## CAN I UPGRADE MY VERSION OF QUICKBOOKS TO A VERSION THAT USES SALES ORDERS?

If you find that adding the functionality of sales orders will help your business be more productive, taking the next step is easy.



Assuming you are using either QuickBooks Simple Start or QuickBooks Pro, upgrading your data into either QuickBooks Premier or QuickBooks Enterprise is a snap. QuickBooks makes the transition from QuickBooks Simple Start or Pro into Premier or Enterprise a seamless experience.

By having QuickBooks automatically upgrade your existing data, you are not faced with the problems and challenges of having to recreate critical accounting information. Just install Premier or Enterprise, upgrade the data, and get back to work.

# UPGRADE TODAY!

**Save 20% on  
QuickBooks  
Premier  
[Click Here](#)**

**Get a Customized  
Quote on  
QuickBooks  
Enterprise Solutions  
for your business  
[Click Here](#)**



**Save 20% (or more!)  On Your QuickBooks Upgrade!**

# Scott's QuickBooks Services

*"I would definitely recommend Scott Gregory to anyone looking for a QuickBooks specialist."*  
~ Margo Strunk, Office Manager, AllCraft Wellman, Inc.

**Take the guesswork out of using QuickBooks for your financial needs – get the help of a trusted QuickBooks expert that has been helping businesses for years:**



## ➤ ONE-TO-ONE CONSULTATION

Let me help resolve areas of confusion and ensure you are using QuickBooks the right way- don't waste time sitting in a "QuickBooks class" and then discover the class doesn't answer your specific questions! We can meet on-site or over the Internet for as little as an hour, or as long as it takes to get things right!

## ➤ INITIAL QUICKBOOKS SETUP

Just starting with QuickBooks? If your company data file is not set up correctly, you will be paying for it over and over again in higher accounting fees and troubleshooting expenses. Ensure you start your QuickBooks journey with a solid foundation! Don't blow this critical step in your QuickBooks journey.

## ➤ TRAINING – INDIVIDUAL OR GROUP

Put my QuickBooks expertise to work with your staff and adapt QuickBooks to the specific needs of your business – I make QuickBooks training easy, and you don't have to leave the office! Don't guess at how to use QuickBooks to meet your specific needs!

## ➤ TROUBLESHOOTING/PROBLEM RESOLUTION

Working together, we can determine the extent of your QuickBooks problems and put a solution in place to prevent them from happening again. Let's talk before you toss your computer out the window!

## ➤ CONVERSION FROM AN EXISTING SYSTEM

Tap into my expertise to help minimize the pains of converting to QuickBooks and ensure success for you and your team! Moving from your existing accounting software to QuickBooks doesn't have to be a scary or budget-busting event.

## ➤ HELP SELECTING THE RIGHT QUICKBOOKS ADD-ON SOFTWARE

Trying to extend the functionality of QuickBooks? Avoid the classic mistakes many businesses do when looking for new software, especially packages that integrate with QuickBooks. Work with a QuickBooks expert to ensure your success.

**Contact Scott Today **  
**About Your QuickBooks Issues**

# Discounts on QuickBooks Software


"Thanks for making our QuickBooks upgrade painless and easy!"

~ Doug Freer, President, LawnLad, Inc.

Scott Gregory  
**QuickBooks**® Expert




**BUY NOW AND SAVE!**



- **QuickBooks Pro for Windows**
  - **Save 20%!**
  - Get free shipping or instant download
  - Easy upgrade from current version of QuickBooks
  - 60 day money-back guarantee

**▶ More Info/Buy Now**




- **QuickBooks Premier for Windows**
  - **Save 20%!**
  - Get free shipping or instant download
  - Easy upgrade from current version of QuickBooks
  - 60 day money-back guarantee
  - Includes Manufacturing, Contractor, Non-Profit Retail and Professional Services Editions

**▶ More Info/Buy Now**



- **QuickBooks Enterprise for Windows/Linux**
  - Includes Manufacturing, Contractor, Non-Profit Retail and Professional Services Editions
  - **Save 20% or more – get the best pricing from Scott!**
  - Get free shipping or instant download
  - Easy upgrade from current version of QuickBooks
  - 60 day money-back guarantee

**▶ More Info/Buy Now**



- **QuickBooks for Mac**
  - **Save 20%!**
  - Get free shipping or instant download

**▶ More Info/Buy Now**

Discounted pricing can be obtained by following the links provided above, or visit [www.BetterBottomLine.com](http://www.BetterBottomLine.com) and click on QuickBooks Software

**Save 20% (or more!) ▶  
On Your QuickBooks Upgrade!**

# Scott Gregory *QuickBooks*® Expert

## CONTACT INFO



440-527-5696



440-527-5701



Scott@BetterBottomLine.com



Bottom Line Accounting Solutions  
2786 SOM Center Rd. #200  
Willoughby Hills, OH 44094



<http://twitter.com/qbguy>



<http://www.linkedin.com/in/quickbooksguy>



<http://www.BetterBottomLine.com>

**Save 20%  
(or more!)  
On Your  
QuickBooks Upgrade!**

**FREE** QuickBooks  
Guides

DOWNLOAD NOW!



Visit Scott's Blog:  
Understanding  
Quickbooks  
READ NOW!

**Contact Scott  
Today About  
QuickBooks!**

